



# Kentucky High School Athletic Association

2280 Executive Drive ° Lexington, KY 40505 ° www.khsaa.org ° (859)299-5472 (859)293-5999 (fax)

To: Superintendent, Principal, and Athletic Director

From: Brigid L. DeVries, Commissioner  
Larry Boucher, Assistant Commissioner *LB*


Date: August 25, 2003

Subject: 2002-2003 Annual Report Forms Submission

School: West Jessamine High School

Enclosed please find a copy of Form T-65, The 2002-2003 Annual Report Forms Checklist. In addition, you may find an attachment with corrected copies of the forms submitted by your school personnel. Please review this information so the forms can be completed accurately in the future. Also, KHSAA Audit Staff may have requested a re-submission of some of the 2002-2003 Annual Report Forms or need additional information on your athletic programs. Please submit this information by the date requested if this is applicable. Copies and all KHSAA Title IX documents must be kept current and included in your permanent Title IX File at the school. All documents are subject to Open Records Requests.

Should you need any further information, please do not hesitate to call anytime.



**MEMORANDUM**

TO: KHSAA Member School Superintendents, Principals, and Athletic Directors

FROM: Brigid L. DeVries, Commissioner  
Larry Boucher, Executive Assistant Commissioner *LB*

DATE: July 16, 2003

RE: 2003 Title IX Forms Submission

School	West Jessamine High School	Reviewed by	Gary Lawson
--------	----------------------------	-------------	-------------

The following is a status report regarding the required 2002 - 2003 Title IX submission of forms due in to the KHSAA office by April 15, 2003. Appropriate audit personnel have reviewed these forms and the following is a summary of this review.

I. Checklist of Forms properly submitted in a satisfactory manner:

✓	GE 19 (Annual Verification)	✓	T-35 (Budget Expenses)
✓	T-1 (Summary Program Chart 1)	✓	T-36 (Budget Expenses)
✓	T-2 (Summary Program Chart 2)	✓	T-41 (Checklist - Overall Interscholastic Program)
✓	T-3 (Summary Program Chart 3)	✓	T-60 (Corrective Action Plan)
✓	T-4 (Summary Program Chart 4)	✓	T-63 (Interscholastic Survey Results)

II. Status

A	✓	2002 - 2003 Forms are satisfactory and no further information or action is necessary at this time.
B		Errors have been noted with respect to the following forms and corrected copies are being returned to you for placement in your Title IX file to ensure proper submission in the future.
C		The following forms were omitted and must be submitted by school representatives.
D	✓	Other Recommendation and Comments: <ul style="list-style-type: none"> <li>All calculations are correct and report data appears to be satisfactory at this time.</li> </ul>



**MEMORANDUM**

To: KHSAA Member School Superintendents, Principals, and Athletic Directors

From: Brigid L. DeVries, Commissioner  
Larry Boucher, Assistant Commissioner

Date: July 16, 2003

Re: 2003 Title IX Forms Submission

School	West Jessamine	Reviewed by	GARY W. LAWSON
--------	----------------	-------------	----------------


The following is a status report regarding the required 2002-2003 Title IX submission of forms which were due in to the KHSAA office by April 15, 2003. Appropriate audit personnel have reviewed these forms and the following is a summary of this review.

I. Checklist of Forms properly submitted in a satisfactory manner:

✓	GE 19 (Annual Verification)	✓	T-35 (Budget Expenses)
✓	T-1 (Summary Program Chart 1)	✓	T-36 (Budget Expenses)
✓	T-2 (Summary Program Chart 2)	✓	T-41 (Checklist - Overall Interscholastic Program)
✓	T-3 (Summary Program Chart 3)	✓	T-60 (Corrective Action Plan)
✓	T-4 (Summary Program Chart 4)	✓	T-63 (Interscholastic Survey Results)

II. Status

A.	✓	2002-2003 Forms are satisfactory and no further information or action is necessary at this time.
B.		Errors have been noted with respect to the following forms and corrected copies are being returned to you for placement in your Title IX file to ensure proper submission in the future.
C.		The following forms were omitted and must be submitted by school representatives.
D.		Other Recommendation and Comments: <i>All calculations are correct and report data appears to be satisfactory at this time.</i>



**MEMORANDUM**

To: KHSAA Member School Superintendents, Principals, and Athletic Directors

From: Brigid L. DeVries, Commissioner  
Larry Boucher, Assistant Commissioner

Date: July 16, 2003

Re: 2003 Title IX Forms Submission

School	West Jessamine	Reviewed by	GARY W. LAWSON
--------	----------------	-------------	----------------

The following is a status report regarding the required 2002-2003 Title IX submission of forms which were due in to the KHSAA office by April 15, 2003. Appropriate audit personnel have reviewed these forms and the following is a summary of this review.

I. Checklist of Forms properly submitted in a satisfactory manner:

✓	GE 19 (Annual Verification)	✓	T-35 (Budget Expenses)
✓	T-1 (Summary Program Chart 1)	✓	T-36 (Budget Expenses)
✓	T-2 (Summary Program Chart 2)	✓	T-41 (Checklist - Overall Interscholastic Program)
✓	T-3 (Summary Program Chart 3)	✓	T-60 (Corrective Action Plan)
✓	T-4 (Summary Program Chart 4)	✓	T-63 (Interscholastic Survey Results)

II. Status

A.	✓	2002-2003 Forms are satisfactory and no further information or action is necessary at this time.
B.		Errors have been noted with respect to the following forms and corrected copies are being returned to you for placement in your Title IX file to ensure proper submission in the future.
C.		The following forms were omitted and must be submitted by school representatives.
D.		Other Recommendation and Comments: <i>All calculations are correct and report data appears to be satisfactory at this time.</i>

APR 15 2003



**2002-2003 KENTUCKY HIGH SCHOOL ATHLETIC ASSOCIATION  
ANNUAL VERIFICATION OF TITLE IX PROCEDURES  
(To be submitted by April 15, 2003 along with other required forms)**

The West Jessamine High School, Nicholasville, Kentucky  
(Name of High School) (City)

certifies to the Kentucky High School Athletic Association that the following is an accurate and true representation of the facts surrounding compliance with 20 U.S.C. Sections 1681-1688, et. Seq. (also known as Title IX)

**I certify the following provisions in accordance with records at the school contained in the permanent Title IX file, and to the best of my knowledge have completed the following tasks. (All boxes must be checked)**

Established a gender equity committee at the high school. (list committee personnel and provide attachment if necessary)

Name	Address	Phone	Title
<u>See Attached</u>			

Scheduled a minimum of three meetings during the 2002-2003 school year on the following dates:  
11/20/02  
3/24/03  
4/2/03

Designated the following person(s) as the Title IX coordinator for **West Jessamine High School**

Dean Geary, Athletic Director, 2101 Wilmore Road, Nicholasville, KY 40356, 859/887-2421, Ext. 152

Name	Title	Address	Phone

School personnel are continuing to make periodic reviews of the boys and girls athletics program reflected in the Corrective Action Plan.

In addition to the above information, the above referenced school maintains a complete permanent file relative to Title IX records including copies of the self-assessment audit, all corrective action plans, and other related materials.

Principal's Signature  
  
Superintendent Signature

April 14, 2003  
Date  
  
School Board Chairpersons' Signature

(Send original copy to KHSAA - Maintain duplicate in Title IX school folder)

# WJHS GENDER EQUITY COMMITTEE

2002-2003

2101 Wilmore Road  
Nicholasville, KY 40356  
859/887-2421, ext. 152

Owens Saylor	Principal 117 Murphy's Lane, Nicholasville, KY 40356 859/887-8718
Charlie Temple	District Athletic Director 413 Kinlaw Lane, Wilmore, KY 40390
Dean Geary	Athletic Director, WJHS Title IX Coordinatoor 316 Weil Lane, Nicholasville, KY 40356 859/887-9244
Deangelo Wiser	Coach: Girls' Soccer 2250 Mackey Pike, Nicholasville, KY 40356 859/885-7226
Marci Smith	Coach: Girls' Fast Pitch Softball 104 Brentwood Dr., Wilmore, KY 40390 859/858-9194
Jody Hamilton	Coach: Baseball 216 Fairway Drive West, Nicholasville, KY 40356 859/885-6688
Andy McConnell	Coach: Girls' Golf 324 Mason Spring, Nicholasville, KY 40356 859/887-0591
Bob Tarvin	Parent Representative: Football, Boys' Basketball, Baseball 101 Forrest Trail, Nicholasville, KY 40356 859/223-1011
Scott Tarvin	Athlete Representative: Football, Boys' Basketball, Baseball 101 Forrest Trail, Nicholasville, KY 40356 859/223-1011

**2002-2003**  
**ACCOMMODATION OF INTERESTS AND ABILITIES**  
**SUMMARY PROGRAM CHART 1**

KHSAA  
 Form T1  
 Rev. 9/02

**Participation Opportunities Test One**

		(Column 1)	(Column 2)	(Column 3)	(Column 4)
	Program	Enrollment	Percentage of Total Enrollment	Number of Interscholastic Participants (double and triple count)	Percentage of Total Participation
Row 1	GIRLS	417	49%	220	44%
Row 2	BOYS	430	51%	286	56%
Row 3	Totals	847	100%	506	100%

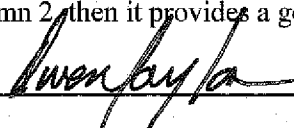
Instructions:

\*Number of 8<sup>th</sup> grade students & below used in Column 4 calculations if applicable: **Females 61, Males 53, Total 114**

- Determine the total number of girls enrolled, (place in Row 1, Column 1). Determine the total number of boys enrolled, (place in Row 2, Column 1).
- Add the total number of girls and boys enrolled to determine total enrollment, (place in Row 3, Column 1).
- Calculate the percentage of total enrollment that is female. (Divide Row 1, Column 1 by row 3, Column 1 and place in Row 1, Column 2.) Calculate the percentage of total enrollment that is male. (Divide Row 2, Column 1 by Row 3, Column 1 and place in Row 2, Column 2.) Note: Row 1, Column 2 plus Row 2, Column 2 should total 100%.
- Ask the head coaches to review the most updated eligibility or squad lists for their teams. Ask coaches to confirm the names of those individuals who are on the team as of the first **date of competition**, and cross out the names of those who were cut from the team or quit the team prior to the first competitive event. Determine the total number of interscholastic athletics participants that are girls, (and place in Row 1, Column 3). In order to determine the total number of athletics participants, an individual should be counted each time he or she participates on a team. For example, if Jane Doe competes on the varsity volleyball team, the junior varsity volleyball team, the junior varsity basketball team, and the varsity softball team, she should be counted as four participants (**do not include club or intramural sports participants, cheerleaders, dance teams, or pom squads**). Calculate the same way for boys and girls. \* In addition, should 8<sup>th</sup> grade students and below play on a Freshman, Junior Varsity, or Varsity team, they should also be counted for each team and sport on which they participate. If applicable, please asterisk the above notation as to how many 8<sup>th</sup> grade students & below are included in the totals. Using the same procedure, determine the total number of interscholastic athletic participants that are boys, (and place in Row 2, Column 3). Add Row 1, Column 3 plus Row 2, Column 3 to get total participants and place in Row 3, Column 3.
- Calculate the percentage of female participation. (Row 1, Column 3 divided by Row 3, Column 3 and place in Row 1, Column 4.) Calculate the percentage of male participation. (Row 2, Column 3 divided by Row 3, Column 3 and place in Row 2, Column 4.) Note: Row 1, Column 4 plus Row 2, Column 4 should total 100%.

Note: While being within three percent is not a formal compliance standard; if the percent listed in Row 1, Column 4 is within 3% of Row 1, Column 2, then it provides a good target within which compliance is likely.

Principal's Signature: \_\_\_\_\_



Date: April 14, 2003

**ACCOMMODATION OF INTERESTS AND ABILITIES**  
**SUMMARY PROGRAM CHART 2**

**Participation Opportunities Test Two**

		Column 1	Column 2	Column 3	Column 4	Column 5
Program		Number of Teams Currently Offered	Number of Participants	Number of Teams Added in Last Five Years	Number of Participants Added in Last Five Years	Percent of Total Participation By Sex Added in Last 5 Years
GIRLS	Row 1	varsity: 9	115	2 (Swm,VB)	21	
	Row 2	j.v.: 5	66	1 (VB)	11	
	Row 3	frosh: 2	39	*3 (VB,Sft,Trk)	39	
	Row 4	total: 16	220	6	71	32%
BOYS	Row 5	varsity: 9	164	1 (Swm)	7	
	Row 6	j.v.: 5	85	0	0	
	Row 7	frosh: 2	37	1 (Trk)	25	
	Row 8	total: 16	286	2	32	11%

- For Column 1, list the number of interscholastic teams offered for girls and boys at each competitive level (varsity, junior varsity, and freshman). For girls, total each of the entries in Rows 1, 2, and 3 into Row 4. For boys, total Rows 5, 6, and 7 into Row 8.
- For Column 2, list the number of participants at each level. For girls, total each of the entries in Rows 1, 2, and 3 into Row 4. For boys, total Rows 5, 6, and 7 into Row 8. **Note:** The totals in Row 4 for girls and in Row 8 for boys must be the same as the totals in Form T-1, Column 3, Rows 1 and 2 respectively.
- For Column 3, list the number of interscholastic teams that have been added in the last five years at each competitive level. Count each team added during the 5 year period only one time. e.g. Girl's junior varsity soccer was added 3 years ago, count the team only once, not 3 times. For girls, total the entries in Rows 1, 2, and 3 into Row 4. For boys, total Rows 5, 6, and 7 into Row 8.
- For Column 4, list the number of participants that are currently on each level of the teams that were added in the last five years. If a team was added previously but no longer exists, there are no current participants to be added for that team. For girls, total the entries in Rows 1, 2, and 3 into Row 4. For boys, total Rows 5, 6, and 7 into Row 8.
- For Column 5, calculate the percentage of participants that have been added in the last five years. For girls, take the number in Column 4, Row 4 and divide by the number in Column 2, Row 4. For boys, take the number in Column 4, Row 8 and divide it by the number in Column 2, Row 8.

Note: If the percentage of current participants added in the last five years is 25% or greater, compliance with test two may be possible. If less than 25%, then compliance with test three should be analyzed. **CAUTION:** 25% is not a formal compliance standard. \* Not enough 9<sup>th</sup> grade females came out for 9<sup>th</sup> grade volleyball team this year. Going to attempt to field team for 2003-04 school year.

Principal's Signature: \_\_\_\_\_

Date: April 14, 2003



**2002-2003**  
**ACCOMMODATION OF INTERESTS AND ABILITIES**  
**SUMMARY PROGRAM CHART 3**

**Participation Opportunities Test Three**

For any question answered "YES" identify the respective sport(s).

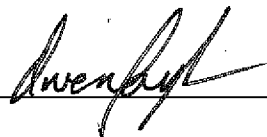
	GIRLS (Yes / No)	BOYS (Yes / No)
1. For a sport not currently played at the interscholastic level (varsity, junior varsity, or freshman) in your school, is there an intramural team offered for that sport?	No	No
2. For a sport <u>not</u> currently offered in your interscholastic athletics program, is there sufficient interest to form a viable interscholastic team based on participation on an intramural team or community recreation teams?	No	No
3. For a sport <u>not</u> currently offered, is there sufficient interest to form a viable interscholastic team based on student responses from the interscholastic survey?	Yes *	Yes *
4. For a sport currently offered at the varsity level only, is there sufficient interest to form a viable team for a junior varsity, or freshman team that is not currently offered?	Yes (9 <sup>th</sup> grade Soccer)	Yes (9 <sup>th</sup> grade Soccer)
5. For a sport currently offered at the junior varsity or freshman level is there sufficient interest to form a varsity team not currently offered?	No	No
6. If you answered YES to question (1), (2), (3), (4), or (5), are there enough high schools in your geographic area offering the sport (at the appropriate level) to allow for the development of a reasonable schedule of competition?	No	Yes

3. Girls: Gymnastics, Slow Pitch Softball, and Bowling

Boys: Bowling, Wrestling

6. Boys: Wrestling but would put West Jessamine High School out of compliance

Principal's Signature: \_\_\_\_\_



Date: April 14, 2003

**2002-2003**  
**ACCOMODATION OF INTERESTS AND ABILITIES+**  
**SUMMARY PROGRAM CHART 4**

**Levels of Competition Test One**

		Column 1	Column 2	Column 3
Girls	Team Levels	Number of Teams Currently Offered	Number of Participants	Percentage of Participants at Each Level
Row 1	varsity:	9	115	52%
Row 2	j.v.:	5	66	30%
Row 3	frosh:	2	39	18%
Row 4	total:		220	100%
<b>Boys</b>				
Row 5	varsity:	9	164	57%
Row 6	j.v.:	5	85	30%
Row 7	frosh:	2	37	13%
Row 8	total:		286	100%

- 1) Column 1, list the number of interscholastic teams offered for girls and boys at each competitive level; varsity, junior varsity, and freshman. (Refer to Form T-2, Accommodation of Interests and Abilities, Summary Program Chart 2, Column 1.)
- 2) For Column 2, list the number of participants at each level. For girls, total the entries in Rows 1, 2, and 3 into Row 4. For boys, total the entries in Rows 5, 6, and 7 into Row 8. (Refer to Form T-2, Accommodation of Interests and Abilities, Summary Program Chart 2, Column 2.)
- 3) For Column 3, calculate the percentage of female and male participants at each level.  
For girls' varsity, junior varsity, and frosh, respectively:
  - Divide Column 2, Row 1 by Column 2, Row 4, and place the percentage in Column 3, Row 1.
  - Divide Column 2, Row 2 by Column 2, Row 4, and place the percentage in Column 3, Row 2.
  - Divide Column 2, Row 3 by Column 2, Row 4, and place the percentage in Column 3, Row 3.
  -
 For boys' varsity, junior varsity, and frosh, respectively:
  - Divide Column 2, Row 5 by Column 2, Row 8, and place the percentage in Column 3, Row 5.
  - Divide Column 2, Row 6 by Column 2, Row 8, and place the percentage in Column 3, Row 6.
  - Divide Column 2, Row 7 by Column 2, Row 8, and place the percentage in Column 3, Row 7.

Principal's Signature:  Date: April 14, 2003

**2002-2003  
BUDGETED AND ACTUAL EXPENDITURES - PROGRAM COMPARISON CHART  
TO INCLUDE BOOSTER CLUB FUNDING**

	equipment and supplies		Travel Paid for by Board of Education		awards		coaches' salaries (to include supplemental and extended employment)		facilities improvements		publications (if sport-specific)	
	B	E	B	E	B	E	B	E	B	E	B	E
G basketball	1500	595	0	1800	0	297	13200	13200	0	0	0	0
B basketball	1500	1725	0	1483	0	456	13200	13200	0	0	0	250
G softball	1000	856	0	1605	0	137	6500	6500	0	600	0	0
B baseball	1000	890	0	1782	0	248	6500	6500	0	600	0	0
G cross country	125	35	0	291	0	131	850	850	0	0	0	0
B cross country	125	35	0	291	0	146	850	850	0	0	0	0
G golf	400	580	0	165	0	28	1600	1600	0	0	0	0
B golf	400	580	00	241	0	41	1600	1600	0	0	0	0
G soccer	750	610	0	867	0	360	6800	5150	0	400	0	0
B soccer	750	662	0	1480	0	150	6800	6800	0	400	0	0
G swimming	125	0	0	0	0	62	1000	1000	0	0	0	0
B swimming	125	0	0	0	0	62	1000	1000	0	0	0	0

1. Budget and expenditures on this 2002-2003 year report due by April 15, 2003, should reflect the total monies budgeted and spent for the entire year of 2001-2002 ending June 30, 2002.

2. "B" is for budgeted dollar amounts and "E" is for actual dollar expenditures.

3. Booster Club Funding/Contributors must be included in the expenditures total.

Principal's Signature: \_\_\_\_\_

Date: 4.14.03

**2002-2003  
BUDGETED AND ACTUAL EXPENDITURES - PROGRAM COMPARISON CHART 2  
TO INCLUDE BOOSTER CLUB FUNDING**

Teams	equipment and supplies		Travel Paid by Board of Education		awards		coaches' salaries (to include supplemental and extended employment)		facilities improvements		publications (if sport-specific)	
	B	E	B	E	B	E	B	E	B	E	B	E
G track	375	918	0	672	0	177	3250	3250	0	0	0	0
B track	375	1018	0	672	0	202	3250	3250	0	0	0	0
G tennis	250	45	0	179	0	41	1675	1675	0	0	0	0
B tennis	250	45	0	105	0	41	1675	1675	0	0	0	0
G volleyball	12000	11688#	0	1097	0	205	3750	3750	0	0	0	0
B wrestling**	Do not	Have	Sport									
G (list sport)**												
B (football)	4000	18099*	0	2817	0	460	26400	23400	0	1000	0	0
G (list sport)**												
B (list sport)**												

1. Budget and expenditures on this 2002-2003 year report due by April 15, 2003, should reflect the total monies budgeted and spent for the entire year of 2001-2002 ending June 30, 2002.

2. "B" is for budgeted dollar amounts and "E" is for actual dollar expenditures.

3. Booster Club Funding/Contributions must be included in the expenditures total.

- \*Includes \$12300.00 for new uniforms
- #Started new sport

Principal's Signature: \_\_\_\_\_

Date: April 14, 2003

## 2002-2003 KHSAA TITLE IX ATHLETICS AUDIT

KHSAA  
Form T41  
Rev. 9/02

### Checklist - Overall Interscholastic Athletics Program

Areas of Compliance	ADVANTAGE TO (Respond based on Internal Evaluation by checking the appropriate column.)		
	GIRLS' PROGRAM	BOYS' PROGRAM	NEITHER PROGRAM
<b>OPPORTUNITIES</b>	Under T-2	Under T-1	
Accommodation of Interest and Abilities			
<b>BENEFITS</b>	GIRLS' PROGRAM	BOYS' PROGRAM	NEITHER PROGRAM
Equipment and Supplies		XX	
Scheduling of Games and Practice Time			XX
Travel and Per Diem Allowances		XX	
Coaching			XX
Locker Rooms, Practice and Competitive Facilities			XX
Medical and Training Facilities and Services		XX	
Publicity			XX
Support Services			XX
Athletic Scholarships			XX
Tutoring			XX
Housing and Dining Facilities and Services			XX
Recruitment of Student Athletes			XX

Principal's Signature: \_\_\_\_\_



Date: April 14, 2003


School Name: West Jessamine High School  
 School Year: 2002-2003  
 Date: April 14, 2003

**2002-2003**  
**TITLE IX**  
**CORRECTIVE ACTION PLAN**

To complete this form, indicate the intended area which needs corrective action, the suggested change and time table for implementation. You may copy this form as needed. Please attach corrective action plans along with audit forms and submit by April 15, 2003.

ITEM FOR CORRECTION	SUGGESTED CHANGE	TIME TABLE FOR CORRECTIVE ACTION
<p><b>Accommodation of Interest and Abilities</b>            Due to differences in participation numbers, we must make the athletic environment more inviting to our female population by increasing sport offerings and encouragement of existing population to become involved in existing sports.</p>	<p>1. Checking into adding freshman girls' soccer team.            2. Continue to actively publicize sport opportunities for all student/athletes at WJHS.</p>	<p>1. Check during the 2003-04 school year with teams in our area if they have the numbers needed to start a freshman girls' soccer for the 2004 season.            2. Continue to announce games, scores, etc... on the morning announcements and have these announced on the e-mail announcements to parents during the school year.</p>
<p><b>Equipment and Supplies</b>            To insure quality equipment for all teams</p>	<p>1. Travel Bags for Girls' Basketball (10)            2. New Uniforms for Fast Pitch Softball            3. Practice Uniforms for Girls' Basketball</p>	<p>1. Implement for the 2003-04 season if numbers of players increase. <b>(Had enough for season will order for 2003-04 season)</b>            2. Implement for the 2003-04 season            3. Implement for the 2003-04 season.</p>
<p><b>Scheduling of Games &amp; Practice Times</b>            Continue to provide more "prime time" opportunities for girls' sports to perform/play.</p>	<p>1. Continue to schedule games for Girls' Basketball that allows for more "prime time" play opportunities. (i.e. Friday/Saturday)</p>	<p>Continue to reschedule girls' basketball games on Friday/Saturday nights that do not conflict with boys' basketball games or move the boys' basketball games to another night for the 2003-04 season.</p>
<p><b>Locker Rooms, Practice and Competitive Facilities</b>            Provide more storage area for volleyball and girls' basketball</p>	<p>1. Close in area in the Girls' P.E. Locker Room</p>	<p>1. Have submitted request to Central Office Maintenance to complete.</p>
<p><b>Travel and Per Diem Allowances</b>            Provide more opportunities for girls' teams to travel out of state.</p>	<p>Talk to girls teams and encourage them to fundraise to travel out of state for competition and provide to the girls' teams a list of opportunities for fundraisers and places that the teams can travel.</p>	<p>Implement for the 2003-04 season</p>
<p><b>Medical and Training Facilities</b>            Provide Physician coverage for girls' sports.</p>	<p>Provide physician coverage for some girls' sporting events by contacting physicians to see if they can help cover some of these events.</p>	<p>Implement for the 2003-04 season</p>

▪ An explanation (status report) is needed for all areas identified previously as items for correction as well as all areas currently identified as items for correction. This form shall be typed.

Principal's Signature: 

Date: April 14, 2003

School Name: West Jessamine High School  
 School Year: 2001-2002  
 Principal's Signature: \_\_\_\_\_  
 Up-Dated: April 14, 2003

**2001-2002**  
**TITLE IX**  
**CORRECTIVE ACTION PLAN**

To complete this form, indicate the intended area which needs corrective action, the suggested change and time table for implementation. You may copy this form as needed. Please attach corrective action plans along with audit forms and submit by April 15, 2002.

ITEM FOR CORRECTION	SUGGESTED CHANGE	TIME TABLE FOR CORRECTIVE ACTION
<b>Accommodation of Interest and Abilities</b> Due to differences in participation numbers, we must make the athletic environment more inviting to our female population by increasing sport offerings and encouragement of existing population to become involved in existing sports.	1. Checking into adding freshman girls' soccer team. (None in area) 2. Continue to actively publicize sport opportunities for all student/athletes at WJHS.	1. Check during the 2002-03 school year with teams in our area if they have the numbers needed to start a freshman girls' soccer for the 2003-04 season. 2. Continue to announce games, scores, etc... on the morning announcements and have these announced on the e-mail announcements to parents during the 2002-03 school year. (Completed)
<b>Equipment and Supplies</b> To insure quality equipment for all teams	1. Travel Bags for Girls' Basketball (10) 2. New Home & Away Uniforms for the Girls' Basketball Season 3. New Uniforms for Fast Pitch Softball 4. Practice Uniforms for Girls' Basketball 5. New Uniforms for Girls' Soccer	1. Implement for the 2002-03 season (Had enough for season will order for 2003-04 season) 2. Implement for the 2002-03 season (completed) 3. Implement for the 2002-03 season (Did not complete) 4. Implement for the 2002-03 season (Did not complete) 5. Implement by the 2003-04 season (completed)
<b>Scheduling of Games &amp; Practice Times</b> Continue to provide more "prime time" opportunities for girls' sports to perform/play.	1. Continue to schedule games for Girls' Basketball that allows for more "prime time" play opportunities. (i.e. Friday/Saturday)	Continue to reschedule girls' basketball games on Friday/Saturday nights that do not conflict with boys' basketball games or move the boys' basketball games to another night for the 2002-03 season. (Still working on)
<b>Locker Rooms, Practice and Competitive Facilities</b> Provide more storage area for girls' sports	1. Close in area in the Girls' P.E. Locker Room 2. Provide better storage for the Softball Team	1. Have submitted request to Central Office Maintenance to complete. (Not completed, will resubmit) 2. Have the shop class complete the storage building they started on in the fall of 2002. (completed)
<b>Publicity</b> Provide opportunity for all teams to have game programs	Have game programs for all teams when requested by the coach.	Implement during the 2002-03 school year. (Had one all sports program, no individual coach requested)

• An explanation (status report) is needed for all areas identified previously as items for correction as well as all areas currently identified as items for correction. This form shall be typed.

Principal's Signature: 

Date: April 14, 2003

## 2002-2003 INTERSCHOLASTIC ATHLETICS SURVEY

### Summary of Student Responses

School Name: West Jessamine High School

School Enrollment: 847 (9-12)

Date: April 12, 2003

Completed By: Dean Geary, Athletic Director

#### Instructions:

1. Summarize the Student Athletics Interest Surveys Form T-61 by listing the total number of responses on the line next to each sport.
2. Under the Other Category please provide a listing of the sports as well as the number of students who are interested in participating.
3. Please sign and date the Summary Form (T-63) and mail the Summary Form only to the KHSAA by April 15, 2003. Do not mail the student surveys (Form T-61). However, these Forms should be maintained in your files in the event they are requested subsequently.

920 Number of Surveys

566 Total Returned (Male: 295, Females: 271)

8-11 Grades Surveyed

How Was The Survey Administered? During homeroom of grades 8-11 on April 1, 2003.  
(e.g. was it given in all English classes, or all home rooms, or advisee/advisor?)

#### Fall Sports (List Total Number of Participation Responses)

9 Cross Country (Girls)

25 Cross Country (Boys)

9 Field Hockey (Girls)

84 Football (Boys)

8 Golf (Girls)

33 Golf (Boys)

51 Soccer (Girls)

50 Soccer (Boys)

32 Volleyball (Girls)

7 Volleyball (Boys)

#### Winter Sport (List Total Number of Participation Responses)

49 Basketball (Girls)

92 Basketball (Boys)

40 Gymnastics (Girls)

21 Indoor Track (Girls)

13 Indoor Track (Boys)

31 Swimming & Diving (Girls)

10 Swimming & Diving (Boys)

30 Wrestling (Boys)



Spring Sport (List Total Number of Participation Responses)

<u>73</u>	Baseball (Boys)
<u>39</u>	Fast Pitch Softball (Girls)
<u>20</u>	Slow Pitch Softball (Girls)
<u>30</u>	Tennis (Girls)
<u>20</u>	Tennis (Boys)
<u>47</u>	Track (Girls)
<u>23</u>	Track (Boys)

Other Sports (From Student Survey T-61 Question 10)

<u>Name of Sport</u>	<u>Number of Students Interested In Participating</u>
<u>Ice Hockey</u>	<u>8</u>
<u>Skateboarding</u>	<u>5</u>
<u>Lacrosse</u>	<u>10</u>
<u>Paintball</u>	<u>2</u>
<u>Equestrian</u>	<u>4</u>
<u> </u>	<u> </u>
<u> </u>	<u> </u>
<u> </u>	<u> </u>

Number of Students who participate in Intramural Sports.  
(From Student Survey T-61 Question 5)

**West Jessamine High School does not offer Intramural Sports.**

<u>Sport</u>	<u>Number</u>
<u> </u>	<u> </u>
<u> </u>	<u> </u>
<u> </u>	<u> </u>

List Intramural Sports students are interested in adding:  
(From Student Survey T-61 Question 6)

<u>Sport</u>	<u>Number</u>	<u>Sport</u>	<u>Number</u>
<u>Basketball</u>	<u>68</u>	<u>Baseball</u>	<u>18</u>
<u>Golf</u>	<u>3</u>	<u>Softball</u>	<u>11</u>
<u>Track</u>	<u>5</u>	<u>Volleyball</u>	<u>6</u>
<u>Swimming</u>	<u>11</u>	<u>Tennis</u>	<u>10</u>
<u>Soccer</u>	<u>24</u>	<u>Lacrosse</u>	<u>3</u>
<u>Bowling</u>	<u>59</u>	<u>Flag Football</u>	<u>9</u>

Participation in Non-School Sports Activities  
(From Student Survey T-61 Question 7)

Sport		Number	
Baseball	26	Basketball	36
Golf	6	Soccer	46
Hockey	6	Bowling	2
Track	5	Softball	9
Dance	13	Martial Arts	1
Horse Riding	2	Swimming	9
Cheerleading	30	Volleyball	2
		Tennis	2

Reasons for not participating in interscholastic athletics.  
(From Survey Question 8)

Response	Number
<u>57</u> I prefer other activities such as band, chorus, etc.	
<u>126</u> I don't have time	
<u>35</u> The practice schedules and game times are inconvenient	
<u>29</u> The sport I like isn't offered	
<u>28</u> It's too expensive	
<u>22</u> I prefer to participate in club or intramural sports	
<u>56</u> Working	
<u>46</u> Other	
<u>Lazy 3, Handicap 1, Lack of Transportation 4, Health 3, Not Allowed 2,</u>	
<u>Do not want to 11, No good 2.</u>	

Student Suggestions to encourage participation

**More time in-between sports, More Pep Rallies, Decrease practice times**

**No Drug Testing, Make sports compulsory, Less expensive,**

**More Announcements when try-outs are going to be held,**

**Transportation home after practice and games.**

  
Principal's Signature

April 14, 2003

Date